



Shree Ji Steel Private Limited (Formerly Shree Ji Steel Corporation) has been giving the best quality

MILD STEEL ANGLE



About Shree Ji Steel Private Limited

Know us better.

Shree Ji Steel Private Limited (formerly Shree Ji Steel Corporation) is India's premier supplier of high-quality iron and steel products. Our legacy spans over four generations and we are proud to have established ourselves as a trusted name in the industry.

4 Gen
of Experience

11.3K
Happy Customers

99.4%
Clients Satisfaction



Shree Ji Steel Private Limited

+91-7044459444

[http:// sales@shreejisteelcorp.com](mailto:sales@shreejisteelcorp.com)

About Mild Steel Angle

Dispatch Location :

- Kolkata & Durgapur (West Bengal),
- Raipur (Chattishgarh),
- Mandi Gobindgarh (Punjab)

Dispatch Time :

- 1-7 working days.

Country Of Origin :

- Made in Bharat (INDIA)

Length :

- Material would be 10-14 meters for trailer loading and 5-7 meters for lorry loading.
(Customized Length Material Also Available)

Minimum Order Quantity (MOQ) :

- 25 Metric Ton

Size Available :

- 19*19*3mm to 200x200x25mm

Standard:

- IS 2062 E250



About Brands and Products

We are Authorized Dealers for



SAIL,



RINL,

Secondary Producer available

From Durgapur and Raipur Location

Rolling Make ISI Test Certified Material



Shree Ji Steel Private Limited



+91-7044459444

http://


sales@shreejisteelcorp.com

04.

Size (In mm)	Weight Per Meter In KG	Weight Per Foot in KG	Weight Per 6 Meter Pcs	Approximate Pieces In 1 Ton (single Piece Length 6 Meter)	Approximate Running Meter Length In 1 (one) Ton
19*19*3mm	0.82	0.25	9.89	101	1213.59
20*20*3mm	0.90	0.27	10.80	93	1111.11
25*25*3mm	1.14	0.35	13.68	73	877.19
25*25*5mm	1.80	0.55	21.60	46	555.56
30*30*3mm	1.38	0.42	16.56	60	724.64
30*30*5mm	2.20	0.67	26.40	38	454.55
32*32*3mm	1.44	0.44	17.24	58	695.89
35*35*4mm	2.11	0.64	25.32	39	473.93
35*35*5mm	2.59	0.79	31.08	32	386.10
35*35*6mm	3.06	0.93	36.72	27	326.80
37*37*2.5mm	1.40	0.43	16.84	59	712.76
38*38*3mm	1.85	0.56	22.20	45	540.54
40*40*3mm	1.86	0.57	22.32	45	537.63
40*40*4mm	2.39	0.73	28.63	35	419.11
40*40*5mm	2.99	0.91	35.88	28	334.45
40*40*6mm	3.54	1.08	42.48	24	282.49
45*45*4mm	2.75	0.84	33.00	30	363.64
45*45*5mm	3.39	1.03	40.68	25	294.99
45*45*6mm	4.01	1.22	48.12	21	249.38
50*50*3mm	2.34	0.71	28.08	36	427.35
50*50*4mm	3.08	0.94	36.96	27	324.68
50*50*5mm	3.79	1.16	45.48	22	263.85

Notes: ISI Stamped Material Available, Tested Material Available, SAIL Billet Rerolled Material Available, RITES Inspection Facility Available.**





Size (In mm)	Weight Per Meter In KG	Weight Per Foot in KG	Weight Per 12 Meter Pcs	Approximate Pieces In 1 Ton (single Piece Length 12 Meter)	Approximate Running Meter Length In 1 (one) Ton
50*50*6mm	4.49	1.37	26.94	37	222.72
55*55*5mm	4.12	1.26	24.73	40	242.66
60*60*4mm	3.71	1.13	22.26	45	269.54
60*60*5mm	4.58	1.40	27.48	36	218.34
60*60*8mm	7.03	2.14	42.20	24	142.17
65*65*5mm	5.44	1.66	32.64	31	183.82
65*65*6mm	5.91	1.80	35.46	28	169.20
65*65*8mm	7.73	2.36	46.38	22	129.37
65*65*10mm	9.42	2.87	56.52	18	106.16
75*75*6mm	6.86	2.09	41.16	24	145.77
75*75*8mm	9.00	2.74	54.00	19	111.11
75*75*10mm	11.07	3.37	66.42	15	90.33
80*80*6mm	7.36	2.24	44.16	23	135.87
80*80*8mm	9.65	2.94	57.90	17	103.63
90*90*6mm	8.32	2.54	49.92	20	120.19
90*90*8mm	10.92	3.33	65.52	15	91.58
90*90*10mm	13.47	4.11	80.82	12	74.24
90*90*12mm	15.95	4.86	95.70	10	62.70
100*100*6mm	9.26	2.82	55.56	18	107.99
100*100*8mm	12.18	3.71	73.08	14	82.10
100*100*10mm	15.04	4.58	90.24	11	66.49
100*100*12mm	17.83	5.43	106.98	9	56.09

WEIGHT CHART



Shree Ji Steel Private Limited



+91-7044459444



sales@shreejisteelcorp.com



WEIGHT CHART

Size (In mm)	Weight Per Meter In KG	Weight Per Foot in KG	Weight Per 12 Meter Pcs	Approximate Pieces In 1 Ton (single Piece Length 12 Meter)	Approximate Running Meter Length In 1 (one) Ton
110*110*8mm	13.40	4.08	80.40	12	74.63
110*110*10mm	16.58	5.05	99.48	10	60.31
110*110*12mm	19.68	6.00	118.08	8	50.81
120*120*6mm	11.96	3.65	71.78	14	83.59
120*120*8mm	14.57	4.44	87.42	11	68.63
120*120*10mm	18.06	5.50	108.33	9	55.39
120*120*12mm	21.48	6.55	128.87	8	46.56
130*130*8mm	15.92	4.85	95.52	10	62.81
130*130*10mm	19.72	6.01	118.32	8	50.71
130*130*12mm	23.45	7.15	140.70	7	42.64
150*150*10mm	22.93	6.99	137.58	7	43.61
150*150*12mm	27.13	8.27	162.78	6	36.86
150*150*16mm	35.84	10.92	215.04	5	27.90
150*150*20mm	44.12	13.45	264.72	4	22.67
200x200x10mm	30.62	9.33	183.69	5	32.66
200x200x12mm	36.85	11.23	221.10	5	27.14
200x200x16mm	48.53	14.79	291.18	3	20.61
200x200x20mm	59.96	18.28	359.76	3	16.68
200x200x25mm	73.90	22.52	443.40	2	13.53



Shree Ji Steel Private Limited



+91-7044459444



sales@shreejisteelcorp.com

UNEQUAL ANGLE

Size (In mm)	Weight Per Meter In KG	Weight Per Foot in KG	Weight Per 6 Meter Pcs	Approximate Pieces In 1 Ton (single Piece Length 6 Meter)	Approximate Running Meter Length In 1 (one) Ton
45x30x4mm	2.20	0.67	13.20	76	454.55
45x30x5mm	2.80	0.85	16.80	60	357.14
75x50x6mm	5.60	1.71	33.60	30	178.57
75x50x8mm	7.40	2.26	44.40	23	135.14

Z ANGLE

Size (In mm)	Weight Per Meter In KG	Weight Per Foot in KG	Weight Per 6 Meter Pcs	Approximate Pieces In 1 Ton (single Piece Length 6 Meter)	Approximate Running Meter Length In 1 (one) Ton
25x25x20x3mm	1.14	0.35	13.68	73	877.19
25x25x20x3mm	1.96	0.60	23.52	43	510.20



CHEMICAL COMPOSITION

Steel Angles Chemical Composition: (in % maxvalues)

Carbon %	ManganeseMax %	SulphurMax %	PhosporousMax %	SiliconMax %	Carbon Equivalent
0.22	0.82	0.042	0.037	0.24	0.34

MECHANICAL PROPERTIES

MS Angle Mechanical Composition: (in % maxvalues)

Tensile Strength Min, Mpa	Yield Stress, Min, MPa			% Elongation at gauge length $5.65 \sqrt{S_0}$	Bend Test
	< 20 mm	20 - 40 mm	> 40 mm		
mm	< 20 mm	20 - 40 mm	> 40 mm	min	min
337	250	240	230	23	3t*(*t is 3 times thickness)

Shree Ji Steel Private Limited



CURRENT PRICE UPDATE

TODAY DURGAPUR RATE

For Current Updated Price

CLICK HERE



TODAY RAIPUR RATE

For Current Updated Price

CLICK HERE



Shree Ji Steel Private Limited




+91-7044459444

http://

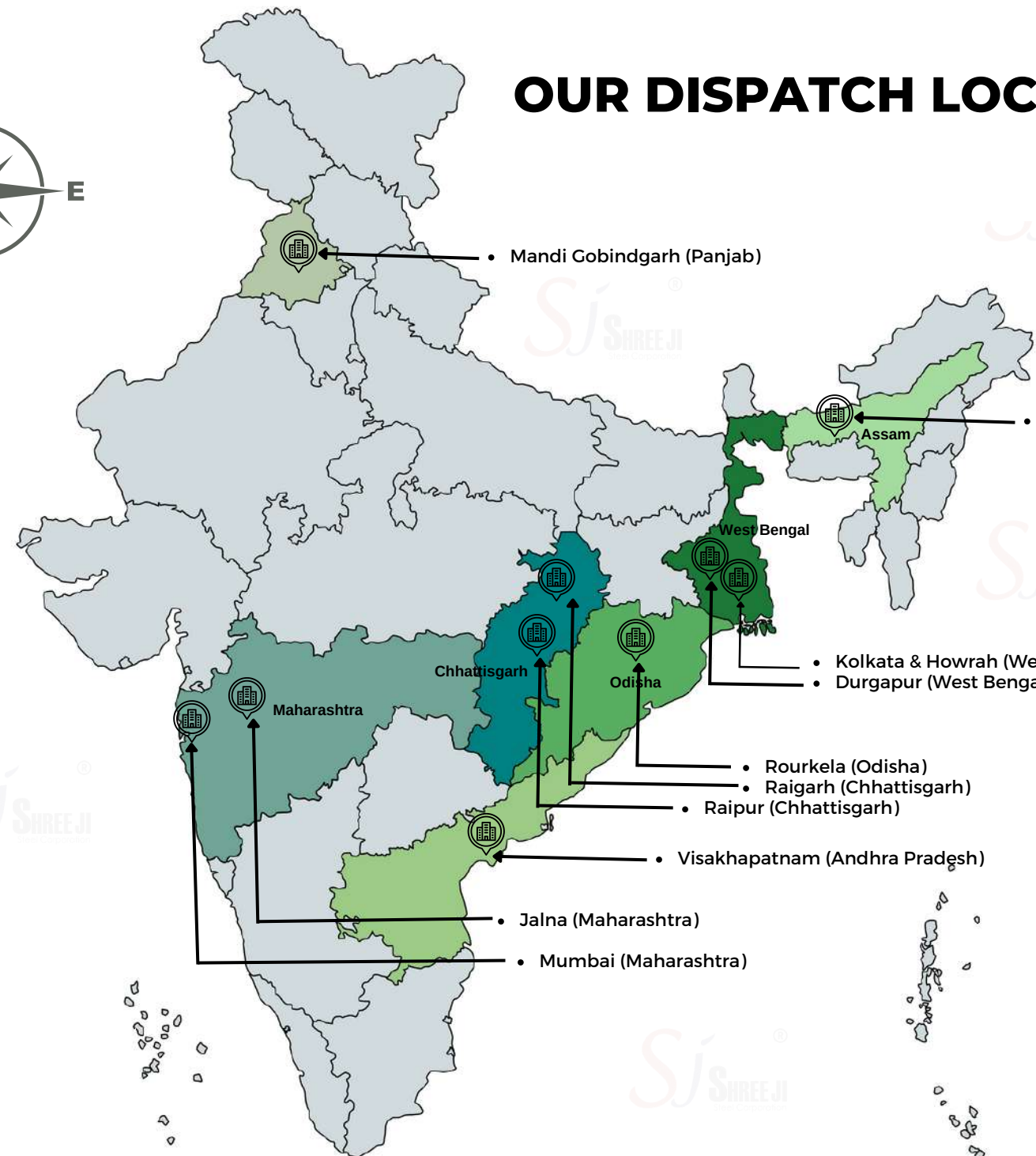



sales@shreejisteelcorp.com

10.



OUR DISPATCH LOCATION'S



• Mandi Gobindgarh (Panjab)

• Guwahati (Assam)

• Kolkata & Howrah (West Bengal)
• Durgapur (West Bengal)

• Rourkela (Odisha)
• Raigarh (Chhattisgarh)
• Raipur (Chhattisgarh)


• Visakhapatnam (Andhra Pradesh)

• Jalna (Maharashtra)

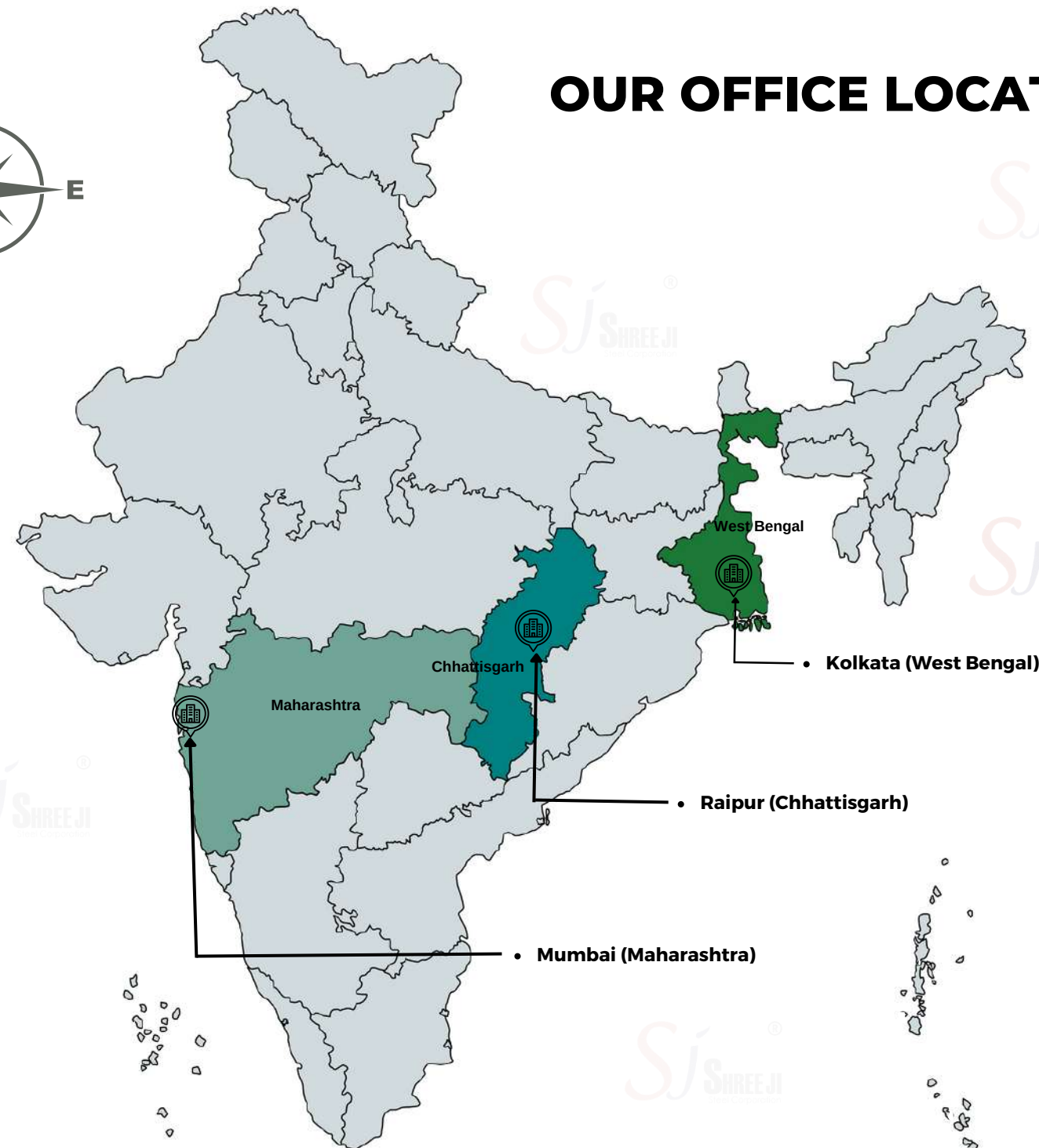
• Mumbai (Maharashtra)


+91-7044459444

[http:// sales@shreejisteelcorp.com](http://sales@shreejisteelcorp.com)



OUR OFFICE LOCATED IN



 **+91-7044459444**

[http:// sales@shreejisteelcorp.com](mailto:sales@shreejisteelcorp.com)



SHREE JI STEEL CORPORATION

SHREE JI STEEL PRIVATE LIMITED

+91-7044459444

sales@shreejisteelcorp.com

www.shreejisteelcorp.com

For More Details Click here

